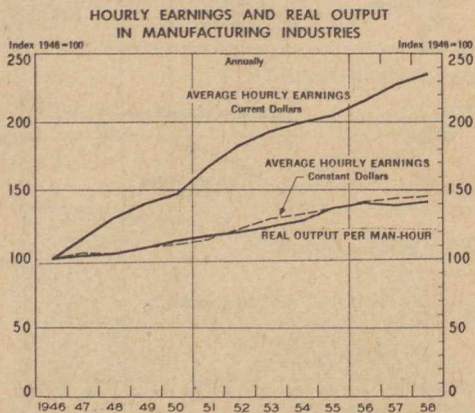
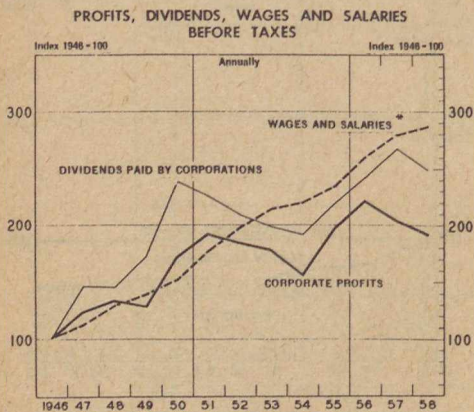


CHART IX

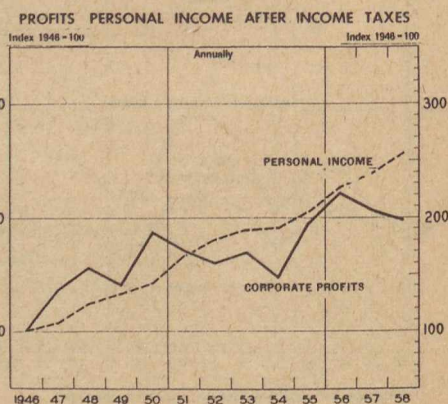


Sources: D.B.S. Man Hours and Hourly Earnings.  
D.B.S. Revised Index of Industrial Production.

CHART X



\* Includes employer and employee contributions to Social Insurance and government pension funds



Source: D.B.S. National Accounts, Income and Expenditure.