

*First round.*—Knit plain.

*Second round.*—\* K 1, o, k 1 \*; repeat from \* to \* for the entire round.

*Third round.*—Plain.

*Fourth round.*—\* K 1, o, k 1, o, k 1 \*; repeat between the stars all round.

*Fifth round.*—Plain.

*Sixth round.*—\* K 1, o, k 1, o, k 1, o, k 1, o, k 1 \*; repeat.

*Seventh round.*—Plain.

*Eighth round.*—\* K 1, o, k 3, o, k 1, o, k 3, o, k 1 \*; repeat.

*Ninth and each alternate round.*—Plain.

*Tenth round.*—\* K 1, o, k 5, o, k 1, o, k 5, o, k 1 \*; repeat.

*Twelfth round.*—\* K 1, o, k 7, o, k 1, o, k 7, o, k 1 \*; repeat.

*Fourteenth round.*—\* K 1, o, k 9, o, k 1, o, k 9, o, k 1 \*; repeat.

*Sixteenth round.*—\* K 1, o, slip 1 st., k 1, then pull the slipped st. over the knit one; k 19, n, o, k 1 \*; repeat.

*Eighteenth round.*—\* K 1, o, k 1, o, slip and bind as in the 16th round, k 5, o, k 7, o, k 1, o, k 1 \*; repeat.

*Twentieth round.*—\* K 1, o, k 1, n, o, sl. and bind, k 2, n, o, k 9, o, sl. and bind, k 2, n, o, sl. and bind, k 1, o, k 1 \*; repeat.

*Twenty-second round.*—\* K 1, o, k

2, n, o, sl. and bind, n, o, k 11, o, sl. and bind, n, o, sl. and bind, k 2, o, k 1 \*; repeat.

*Twenty-fourth round.*—\* K 1, o, k

3, n, o, n, o, k 13, o, n, o, sl. and bind, k 3, o, k 1 \*; repeat.

*Twenty-sixth round.*—\* K 1, o, k

8, o, sl. and bind, k 9, n, o, k 8, o, k 1 \*; repeat.

*Twenty-eighth round.*—\* K 1, o, k

10, o, sl. and bind, k 7, n, o, k 10, o, k 1 \*; repeat.

*Thirtieth round.*

—\* K 1, o, k 12, o, sl. and bind, k 5, n, o, k 12, o, k 1 \*; repeat.

*Thirty-second round.*—\* K 1, o, k

14, o, sl. and bind, k 3, n, o, k 14, o, k 1 \*; repeat.

*Thirty-fourth round.*—\* K 1, o, k

16, o, sl. and bind, k 1, n, o, k 16, o, k 1 \*; repeat.

*Thirty-sixth round.*—\* K 1, o, k

18, o, n 3 to., o, k 13, o, k 1 \*; repeat.

*Thirty-eighth round.*—\* K 1, o, k 41, o, k 1 \*; repeat.

*Fortieth round.*—Plain.

*Forty-first round.*—(a) K 1, o, k 1, \* o, n \*: repeat from \* to \* until only 1 st. remains, then, o, k 1 (a); repeat from (a) to (a) for the entire round.

*Forty-second round.*—Plain.

*Forty-third round.*—(b) K 1, o, k 45, o, k 1 \*; repeat.

*Forty-fourth round.*—Plain.

*Forty-fifth round.*—(c) K 1, o, \* o, n, k 3 \* repeat from \* to \* until only 5 sts. remain, then, o, n, k 2, o, k 1 (b); repeat from (b) to (b) for the whole round.

*Forty-sixth round.*—Plain.

*Forty-seventh round.*—(d) K 1, o, \* k 1, n, k 1, o, k 1, o \*: repeat from \* to \* until only 5 sts. remain, then, o, n 3 to., k 1, o, k 1 (d); repeat from (d) to (d) for entire round.

*Forty-ninth round.*—Plain.

*Fiftieth round.*—(e) K 2, n, \* k 5, n 3 to. \*: repeat from \* to \* until 9 sts. remain, then, k 5, n, k 2 (e); repeat from (e) to (e) for the whole round.

*Fifty-first round.*—(f) K 1, o, sl. and bind, \* o, n, k 1, n, o, k 1 \*: repeat from \* to \* until only 8 sts. remain, then, o, n, k 1, n, o, k 1 (f); repeat from (f) to (f) for the whole round.

*Fifty-second round.*—Plain.

*Fifty-third round.*—(g) K 1, o, \* k 3, o, n 3 to., o \*: repeat from \* to \* until only 4 sts. remain, then, k 3, o, k 1 (g); repeat from (g) to (g) for the entire round.

*Fifty-fourth round.*—Plain.

*Fifty-fifth round.*—(h) K 1, \* o, n, k 1, n, o, k 1 \*: repeat from \* to \* until only 6 sts. remain, then, o, n, k 1, n, o, k 1 (h) repeat from (h) to (h) for the whole round.

*Fifty-sixth round.*—Plain.

*Fifty-seventh round.*—(i) K 1, o, knit plain until there is only 1 left on the needle, then, o, k 1 (i); repeat.

*Fifty-eighth round.*—Plain.

*Fifty-ninth round.*—(j) K 1, o, k 1, \* o, n \*: repeat from \* to \* until only 1 remains, then, o, k 1 (j); repeat from (j) to (j) for the whole round.

*Sixtieth round.*—Plain.

*Sixty-first round.*

—(k) K 1, o, knit plain until only 1 remains, then, o, k 1 (k); repeat.

*Sixty-second round.*—Plain.

*Sixty-third round.*

—(l) K 1, o, knit plain until only 1 remains, then, o, k 1 (l); repeat.

*Sixty-fourth round.*—Plain.

Bind off loosely.

After knitting the desired number of squares, place the edges of two of them together in such a way that the right side of each will be on the outside, then, with a crochet hook of suitable size, fasten the two squares together, by working a row of single crochet, taking care to catch only the back stitch of the edge of each square (see illustration No. 4).

Continue to join the

squares together in this way until the strip is of the desired length. Now fasten the cotton in the back stitch of previous row of crochet (see illustration No. 5), missing two stitches at the edge \*: chain 1 st., miss 1, 5 d. c. in next, miss 1, slip st. in next stitch \*: repeat from \* to \* until only 2 stitches remain: break off cotton, and work a row of scollops on the opposite side, taking great care to catch the loop directly opposite to the one taken up in working the scollops on the other side of the row of single crochet.

After working a double row of scollops on each row of single crochet (leaving two sts. at each end of the row of single crochet), break off the cotton. When the desired number of strips are finished, join them together in the same way that the squares are joined. When the strips are all crocheted together, work a double row of scollops around the edge—taking up the back stitch of edge for one row and the front stitch for the second row of scollops.

When the quilt is ready, line it with a handsome shade of sateen or silk.




FIGURE No. 3.




FIGURE No. 4.




FIGURE No. 5.

FIGURES NOS. 3, 4 AND 5.—KNITTED QUILT.