

AMERICAN SAWS: We represent Four of the Best American Saw Factories

SAVE YOUR TIMBER By using THIN Saws.


VIZ.

McLAUGHLIN Bros., Amprior, run two 60-in. Double Bit Saws, 800 revolutions per minute on 6 to 10-inch feed.

They use Steam Feed

No. 1 TOOTH.


AMERICAN SAW Co.
Emerson, Smith & Co.
R. HOE & Co.
Hubbard, Bakewell & Co.
Inserted Tooth,
BIT TOOTH,
AND
SPECIALLY THIN SOLID SAWS



With this Saw you have either a Bit Tooth Saw or ordinary Inserted Tooth Saw, with teeth two-and-a-half inches long, both fit same socket and are interchangeable in a few minutes. These Bits require no gumming, and very little filing; are so firmly held that they will stand all necessary swaging, and can be worn down to dotted line shown in cut; they rest on lugs, saving the strain on the rim of the saw. For these reasons they will cut more and better timber at less cost than any other tooth. **EXTRA BITS (per 100) No. 1, \$9; No. 2, \$8.— (per 1000), No. 1, \$80, No. 2, \$70.**

We run 60-inch to 72-inch Solid Saws, as thin at center as 10 gauge at rim—saving, over a 7 gauge saw—1000 feet of lumber in every 25,000 cut.

McLAUGHLIN Bros., Amprior, run two 60-in. Hoop Saws, on 6 to 10-in. feed, 800 revolutions per minute. Write them.



HOE'S PATENT BIT SAWS.

One of the best Bit Saws made, above cut represents usual size tooth; one size larger and smaller made. Send for particulars and prices.

SAVE TIMBER



GROW RICH

EMERSON'S EXTRA THIN SOLID SAWS

Having special facilities for the manufacture of extra thin saws for board mills, we are prepared to receive orders for Circular Saws as follows—64 inches in diameter, as thin as 12 gauge at rim and 11 at center, 54 to 60; 11 gauge at rim, 10 at center, 66 to 72; 10 at rim, 9 at center. Our unparalleled success with thin saws during past few years has induced us to recommend them to our customers. Our superior facilities are: 1st, Evenness of Temper, 2nd, Perfect Accuracy in Thickness, Saw balances perfectly; 3rd, Properly flammored, to have equal strain in all its parts and at same time run true. This department is under the special supervision of J. E. Emerson, who has had 30 years experience and is without doubt the most successful circular saw maker in the world. **NO EXTRA PRICE FOR THIN SAWS.**

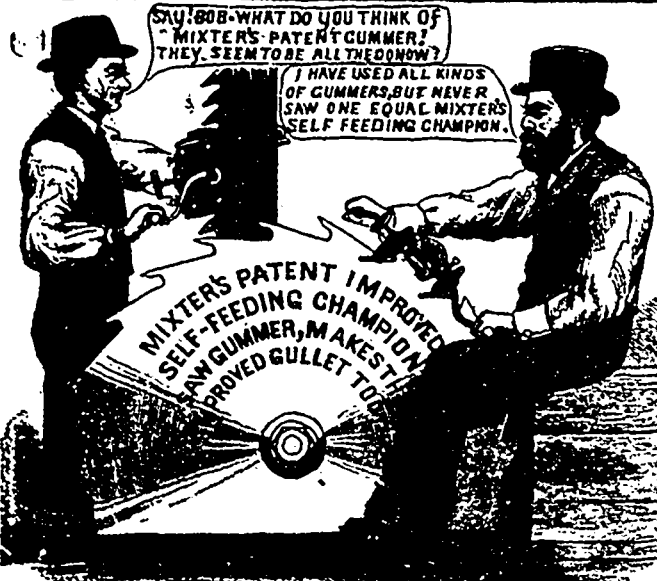
EMERSON'S LUMBERMAN'S CLIPPER SAW

Can insert one tooth for every inch in diameter of Saw. Extra Teeth 25c. each.


Designed especially for Thin Saws not thicker than 6 gauge at rim, or thinner than 15 gauge at rim.

The CLIPPER FLANGE SAW

EXPRESSLY FOR HEAVY FEED. Two and a half inch long. Extra Teeth 50c. each.



Alligator Jaw Wrenches



5 sizes, grip from 1 to 3 inches, Iron. Solid Steel Jaw. Price 50c. to \$5.50.

JARECKI'S PATENT SOREW, PLATE, and PIPE CUTTER, 1/4 inch to 2 inches, \$23.00; smaller ranges in proportion. **Band Saws, Scroll Saws, Rainbow Saws** for felling trees. **American Shingle Saws, Lace Cutters, Cant Hooks, Fine Scrapers, Leather, Cotton and Rubber Belting.** **SPECIAL AGENTS FOR GANDY'S PATENT MILL BELT,** runs wet or dry; the best and cheapest main driver. **WORTHINGTON and BLAKE'S PATENT STEAM PUMPS, ECONOMIST PLANER and MATCHER COMBINED,** large range of work, light, handy, durable, cheap.

Ewart's Detachable Chain

For Log Jacks, Refuzers, Sa-dust Carriers, all sizes, Live Rolls, Transfers, Slow Speed Driving Belts, Tie Loaders, Slash Tables, Trimmers, Lumber Sorters, Shingle Block Elevators, and many uses about a saw mill.

HIGH CLASS HEAVY and PORTABLE SAW MILL MACHINERY our Specialty.

Waterous Engine Works Co., Brantford

Send for New Price List and Chain Circular.

Mention this Paper.

WE KEEP IN STOCK ALL KINDS OF

Saw Mill Furnishings

SAW GUMMERS:—Stone's Original, large and small size Mixer's Self-feeding Champion; Emery Wheels and Stands.
SAW SWAGES:—Hoe's, Emerson's, Mixer's, and American Saw Co.; from \$1.50 to \$8.00.

SIDE FILES, BELT STUDS, Detachable Belt Fastners.