



"Geiser" Celebrated Sieveless Separators and Threshing and Plowing Engines

Are the latest and most up-to-date machines on the market.




"Geiser" Sieveless Separator

The new system which has revolutionized the whole process of threshing and cleaning grain. What is known as the "Grain Plate and Roller System and Automatic blast." The simple invention eliminates the sieves or riddles and practically revolutionizes the old and antiquated method of threshing. Built in all sizes from 25x29 to 40x60. Special sizes built for Gasoline Engine Power.



"Geiser" Portable Gasoline Engine.

This Engine is specially built for threshing purposes and is the most modern on the market. LEADING FEATURES—Vertical Valves, Electric Igniter, Centrifugal Fly Ball Governor, and patent Match Starter.



"Geiser" Steam Tractor

The All Steel Plowing Engine. Double Drive. The gearing is of large dimensions, wide face made of open hearth steel and are all covered in steel cases and dust proof.

Send for illustrated catalogue. Free on request.

Burridge, Cooper Company Limited

156 Lombard Street, Winnipeg, Man.

Branch Office, 2159 Smith Street, Regina, Sask.

the gravity method or the pump method.

In the first case advantage is taken of the difference in weight between equal volumes of cold water and hot water, or of cold oil and hot oil if oil is the liquid used. For example, at a temperature of 39 degrees Fahrenheit a cubic foot of water weighs sixty-two and one-half pounds, while at 212 degrees Fahrenheit a cubic foot weighs only fifty-nine and one-half pounds. The hotter the water the less a certain volume of it weighs. If we have, then, a gas engine cylinder connected to a tank as shown in Figure 1, the water in the engine jacket will become heated, its weight will be less than an equal volume in the tank and consequently the heavier water from tank will flow in by gravity through pipe and push the lighter water out. Since the tank is of large capacity and exposed to the air, the water therein is always cooler than that in the jacket and circulation continues.

Care must be taken to see that an air vent is placed in the highest point of pipe A, otherwise a bubble of air or steam may form at that point and prevent circulation. A case of this kind recently came under the writer's notice. The vent pipe was not placed in the highest part of the pipe and the cylinder became hot enough to burn the paint. The water should be from four to six inches higher in the tank than the end of the pipe A to insure circulation. If the water falls below the pipe there will be no circulation.

In the second method a pump is used to force the water from the tank through the cylinder. A small rotary pump driven by

the engine shaft is generally used. This method insures better circulation. In many cases the water is delivered from the discharge pipe in the form of spray which falls thence into the main reservoir. By this method radiation of the heat from the water is much more rapid and a smaller quantity of water is required. It is generally conceded that the temperature of the jacket discharge water should be just below the boiling point or in the neighborhood of 180 degrees in order to obtain the best efficiency from the engine. If the jacket water is very much colder the gases in the cylinder lose their heat and consequently their expansive power too rapidly and the engine lacks power.

Oil boils at a higher temperature than water and it is not uncommon in engines cooled with oil to run with the oil in the jacket much hotter than 212 degrees. If the engine is well made this is an advantage rather than a disadvantage because the gases do not lose their heat to the jacket so rapidly, and a larger quantity of their heat is available to do work on the piston. The limit of heat in the jacket is reached when lubrication of the piston becomes difficult and it has a tendency on account of the heat to expand and stick in the cylinder.

Another method of cooling which has been proposed and which is used in an auxiliary way to some extent, is to introduce water directly into the engine cylinder. This may be accomplished in one or two ways; either by introducing it in the form of a fine mist or spray during the aspirating stroke, the compression of the mixture will turn the

The Handiest Engine Ever Built!

Portable Power for Running Pumps and All Kinds of Light Machinery. Veritable Wonder!


The Fuller & Johnson Farm Pump Engine meets the widespread demand for Portable Power for Farms at the lowest possible cost. It is absolutely unique in design—the handiest engine built.

It comes to the user complete in itself—"everything but the gasoline." Ready for action, anywhere! Requires no cement foundation—no anchor posts—no pump jack—no arms—no belts! Attaches to any regular Force Pump by means of four common nuts. Carries its own standard or base. Has a pulley for running light machinery. The cost for fuel seldom exceeds half a cent a day. No other engine at any price will give you such Power for less.

Fuller & Johnson

Farm Pump Engine

The Perfect Air Cooled Engine



Dealers! Write for the Agency

Here at last is an air-cooled engine without fans or cooling attachments! A revolution in this type of gasoline engines, as fully explained in our book. Cannot freeze or overheat! Made of the same high grade of materials and equal in quality of workmanship to the best automobile engines, by the Fuller & Johnson Mfg. Co., Madison, Wis., U. S. A.

Tremendous Pumping Capacity

The Farm Pump Engine will pump any ordinary well for as many hours per day as desired, at 35 strokes per minute, and on the ten-inch stroke, as follows:

Send Coupon or Postal for Catalog

We want every reader of this paper to know what a great little engine we have built. Our catalog—gladly sent free—tells the exact facts. Send for it at once. (10)

COUPON FOR CATALOG

Please send Catalog of Farm Pump Engine to address below:

(Name) _____

(Town) _____

(Province) _____

(Dealer's Name) _____

Depth to Water or actual Lift of Water	Diameter of Pump Cylinder	Water Pumped or Delivered Per Hour
800 feet	8 inch	280 gallons
525 feet	8 1/2 inch	360 gallons
450 feet	9 inch	440 gallons
375 feet	9 1/2 inch	520 gallons
300 feet	10 inch	600 gallons
225 feet	10 1/2 inch	680 gallons
150 feet	11 inch	760 gallons
75 feet	11 1/2 inch	840 gallons
0 feet	12 inch	920 gallons

By using one of the shorter strokes you can pump a deeper well, or raise the water a greater distance, with a given size cylinder, than that in table above. By connecting on a piece of common pipe for extra air chamber, it will throw a stream as high as the house, giving valuable fire protection. It supplies power for running any machine that is ordinarily operated by hand-power. (4)

The Stewart-Nelson Co., Ltd.

Dept. 40,

Brandon, Man.

Patronize those who patronize this Magazine