



# WOOD-WORKING MACHINERY..

— Suitable for Saw Mills




## THE ECONOMIST

PLANER, MATCHER AND MOULDER.—Mandrel Double-Belted—all Feed-Rolls Driven—Strong, Powerful Feed.



## ENDLESS BED SURFACER


Single or Double Cylinder—a Positive Fast Feed for Green, Wet or Icy Lumber—Very Suitable For Saw Mills that Ship Planed Lumber.



NO. 4 BAND RE-SAW


## Band Re-Saws

from No. 4  
Weight - 2,750  
for  
Planing  
Factories  
to  
No. 8—12,500  
for the  
Heaviest  
Re-Sawing  
in Slabs,  
Deals, &c.



## THE CHAMPION

PLANER, MATCHER AND MOULDER, with Extended Frame and Table.—Mandrel Double Belted—all Feed-Rolls Driven—a Heavy, Fast and very popular Machine.



## VENEER OR PEELING MACHINE

Shown peeling a very short log.—No. 1 takes a log 5 ft. x 48 in.; No. 2, 6 ft. x 48 in.—Makes any thickness of Veneers—Handles most of the Soft Woods without Steaming—a Very Profitable Addition to any Saw-Mill.

EVERYTHING FOR SAW MILLS—GET OUR QUOTATIONS.

Best Quality of Work  
Low Prices.....

# WATEROUS, Brantford, Canada

ESTABLISHED - - 1844  
INCORPORATED - - 1874  
NEW WORKS OCCUPIED 1896

