

Biological Sciences Display Reveals The "Bare Facts"

PROSE—WOLFE KIRCHMEIR . . .

Photos by George Yackulic

Edmonton has no museum of natural history. The school-children of this province are missing one of the true pleasures of their school life: a visit to the museum. For nowhere else does one get such a display of bare fact; nowhere else is it possible to find things out for oneself in such an unhampered atmosphere.

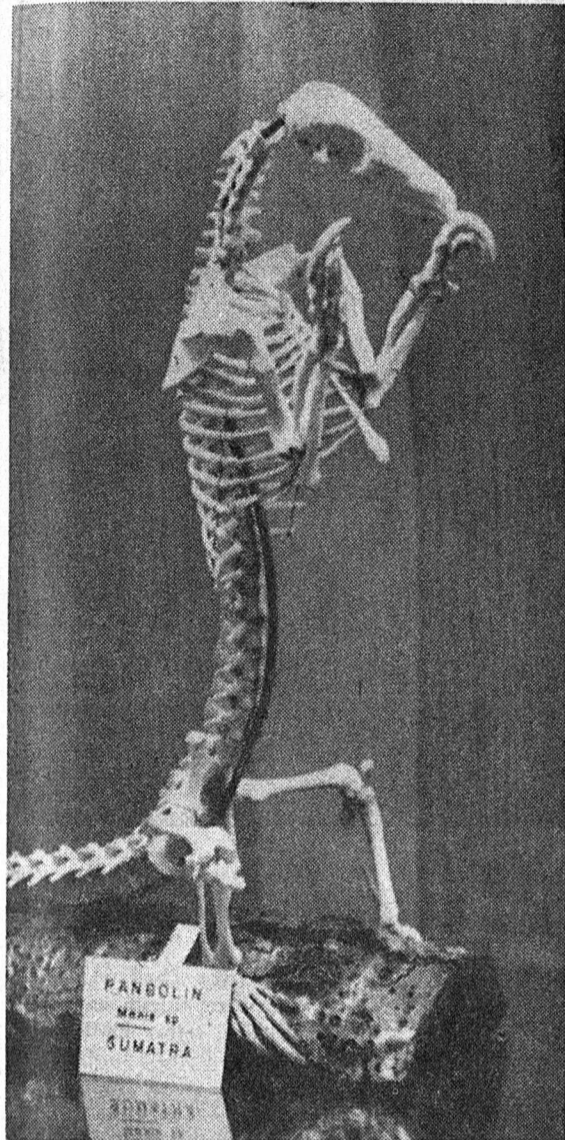
An idea of what a visit to the museum might be like can be obtained by prowling through the Biological Sciences Building and trying to forget the institutional bustle when gazing at the exhibits.

Prowling through the building the other day this reporter and a member of the photo directorate took pictures of the more dramatic exhibits, the kind that give pictures of one object at a time. Exhibits of the entomology and agriculture departments were not photographed be-

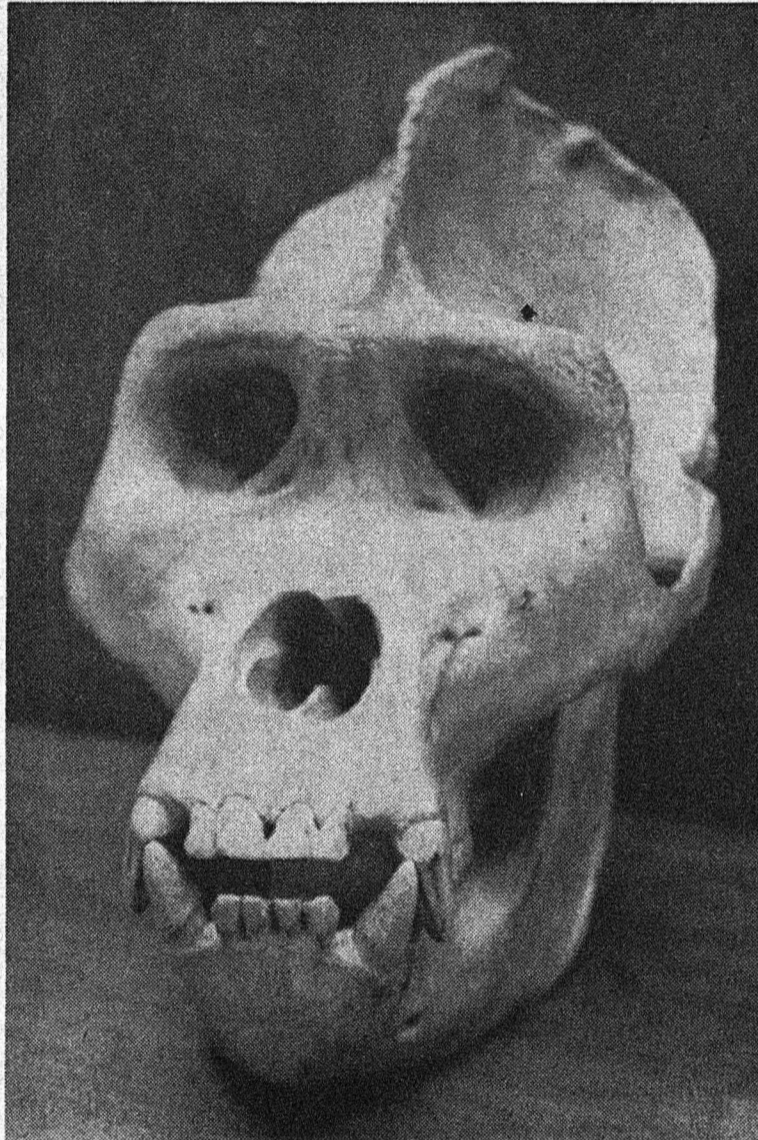

cause of their complexity.

Intended for educational purposes, the displays are mounted in built-in wall cases. Anybody walking through the building may stop and gaze to his heart's content.


Zoology has three live rattle-




ME TARZAN!



NOW WHERE DID THAT YELLOW GO?



ME JANE?



snakes in a terrarium set in the midst of mounted snake skeletons. There are several other displays of skeletons, one devoted to primates, the class of mammal which includes humans. A giant puff-ball, over a foot in

diameter, is the prize specimen of the mycologists, a subspecies of plant scientist. The spores of puffballs, a kind of fungus, grow in billions in little sacks; when ripe, a tap on the 'ball' produces a cloud of dust, hence the name. The giant specimen in

the herbarium is estimated to contain about twenty billion spores.

In the west stairwell of the fourth floor stands a four-foot diameter cross section of a douglas fir. The tree from which it was cut was over six hundred years old when felled in 1956.

The heaviest department, geology, is on the ground floor. One case shows the various types of silica, which occurs as quartz, ruby, opal, granite, rock-crystal and other forms.

This spring a large meteorite

fell in the Bruderheim area. Most of it was collected, and is displayed on the second floor. The smallest pieces weigh only a gram or so, the largest weighs almost 18,000 grams (about 37 pounds).

Entomology shows the Indian leaf insect, a beetle so much like a leaf that other insects are said to chew on it occasionally. Agriculture shows the family tree of wheat. Botany has a lichen display, showing the varieties of this hardiest of all plants.

GARNEAU UNITED CHURCH

11150 - 84 Avenue

(Five blocks south of the Tuck Shop)

Minister: REV. BLAKE M. PRITCHARD

SUNDAY, NOVEMBER 6, 1960

11:00 a.m.—Morning Worship.

7:30 p.m.—Service for Students and Nurses.
Coffeetime and YPU after the service.

YOU ARE WELCOME

Drs. LeDrew, Rowand, McClung & Jones

OPTOMETRISTS

707 TEGLER BLDG.
Edmonton, Alberta

Phones:

GA 2-2789 GA 4-2630

South Side: 8123-104th St.
Ph.: GE 3-7305

Crestwood: 9630-142nd St.
Ph.: HU 8-7514

CANTERBURY



—the Anglican Church on Campus

Sunday, Nov. 6, 7:00 p.m.

Evensong (without sermon) followed by discussion of marriage (from the Anglican viewpoint), mixed marriages, and divorce. To be conducted by Rev. Fr. Glenn Bressee at St. George's Church 11733 - 87 Ave.

NOTE: Anglican students are invited to St. Aidan's House, 11009-89 Ave. each Friday evening from 9:00 p.m. to 11:00 p.m. for lunch, discussion, and bridge.