

Co-eds reject sex

BY JOHN CLEVELAND
Gazette Features Editor

A sex survey undertaken by the Dalhousie Gazette indicates that never have so many owed so much to so few coeds. Fifty-five per cent of the male populace indulge in sexual relations, while 80 per cent of the unmarried girls are still virgins.

According to the survey, undertaken on a campus-wide basis by 16 staff members of both sexes, students disagreed strongly on the prospective age to marry, the correctness of masturbation, the willingness to neck, free love, premarital intercourse, and censorship.

Persons quizzed answered all questions privately and deposited the questionnaires in a sealed ballot box. Tabulation later revealed that male students are more interested in the pursuit of sex than are females: they chose parties, parking, and intercourse as the most desirable types of dating.

The girls, on the other hand, prefer partying and movie dates. They indicated little interest in parking and sexual relations. Most are opposed to free love, premarital or extra-marital intercourse, and are even reluctant to "neck" before the third or fourth date.

The girls are more consistent in practising what they believe than are the male students.

Males strongly opposed all forms of censorship while females hedged on the matter. More girls fell into the trap of favouring the censorship of things which do not affect them, (girlie magazines), while opposing in principle any other form of censoring. As might be expected, women hoped to get married earlier than men.

Male and female students both like extroverts and value intellect far above athletic prowess; however, while the large percentage of men like to date persons primarily interested in sex, women definitely do not.

The two sexes agree on several issues: drinking in mixed company is acceptable; contraceptives should be used; it is not obligatory for a man to marry a girl whom he has made pregnant; homosexuals are not criminally culpable; a change should be made in the rules barring men and women from the residences of the opposite sex. Both sexes claimed that they rarely or never (girls) used prostitutes.

The girls are not so afraid of sex as simply morally opposed to the physical sexual acts. Possibly suggesting this, is their willingness to drink in mixed company, and at private parties, and to date frequently.

Eighty-three per cent of the women opposing premarital sex did so on moral grounds. Surprisingly enough, few feared the disease or even pregnancy would result from such relations.

It is significant that the female restraint from intercourse is apparently not due directly to the attitudes or actions of the parents or to religious principles. However, a large proportion of the male students who disapproved of premarital sex, maintained that they were doing so for religious reasons.

The male virginity percentages (55% non-virgins are comparable to the findings of the University of Florida's long-range series of private inter-

views and investigations. The figure quoted for males between 16 and 21 ranged widely - from forty-two to sixty-eight per cent. Fifty-four per cent of those between twenty-one and twenty-five had lost their virginity.

The female percentages (19% non-virgins) are also plausible in the light of other surveys. At U of Florida the estimate varied between 14 and 19% for women under 20.

Students apparently rarely visit prostitutes - only 4 of the 17 men who admitted to this did so more than once. Therefore, the gap between the male and female non-virginity figures cannot be explained by claiming that the men find their sex partners in illicit affairs.

Unless the gap is completely filled by off-campus non-prostitutes, (which is not possible) some women must be engaging in relations with more than one male. The average is at least two and perhaps (if men who sleep with prostitutes also find their partners on campus) three different men. Forty per cent of

the non-virgin females lose their virginity before the age of 18. If this reasoning is correct, those females who do engage in sexual intercourse would appear not to do so only with a single "true love" whom they plan to marry.

Both sexes were cool to lowering the drinking age and the selling of liquor on campus. Indeed, women were openly hostile to the latter move. However, the same women believe in drinking in their rooms, at fraternities, at private parties, and in the residence rooms. This is a logical contradiction. In fact, most of those persons who approved of drinking - and do drink themselves are underage. This serves to point out an inbred conservatism in all political matters. It would seem that these women would rather violate the law than change it.

Homosexual acts between consenting adults is a criminal offense under Article X, Subsection X, of the Canadian Criminal Code. Four out of five women and seven out of ten men who answered the poll felt that it should not be.

The unrecorded consensus of opinion appeared to be that homosexuality was a disease which ought to be treated by health officials, not criminal lawyers. Should the law be changed?

Considerable enthusiasm was shown by the students for the poll-especially by the "canteeners." Most pollsters had no trouble getting persons to fill out the questionnaire (except in the Law School, where fifty per cent of those questioned refused to answer) While some people regarded the poll as simply great fun, most students, retained a serious attitude in answering.

Several factors tend to undermine the authority of the survey. Sex is a touchy subject - many persons are prone to exaggeration and even to lying about their sexual attitudes. Secondly, the views of two hundred students (about 6% of the total enrollment) may not be truly representative of the opinions of the entire university. Thirdly, some questions (in particular, number eleven) were left unanswered by so many students that conclusions

are effectively based on the definite views of even fewer than two hundred students. Finally, it is always possible that a sufficient number of 'joke' questionnaires were filled out to distort the result.

On the other hand, many factors argue for the accuracy of the result.

The polls were secret. Most questionnaires were filled out when the respondent was alone. Social pressure to mold answers in a certain way were minimal. The important questions were quite explicit; in most cases they left little little margin for error in interpretation.

The sample was balanced according to age, sex, and faculty. Finally, it was the interviewers who, specifically instructed to choose normal people at random, decided who would be included in the survey. Thus, it cannot be said that only overly sex-oriented students were willing to have their answers recorded.




SQU' ROOT

...by -Weedy-

IT BEHOOVES ME TO NOTE THE PROFOUND PASSION AND FERVOUR WHICH ACCOMPANIES FOOTBALL SEASON...

THE WILD SCREAMING OF THE FANS, THE WRITHING CONTORTIONS OF THE CHEER LEADERS, THE EMOTIONAL FRUSTRATION OF A LOSS, THE SATISFYING RELIEF OF A WIN...

...AT THIS RATE SEX COULD BECOME OBSOLETE!



FOOTBALL FAN

GAZETTE PROBES STUDENTS' MORALS

Aggregate of greater than 100 per cent is due to the fact that more than one answer was permitted to this question. NUMBER OF PERSONS INTERVIEWED equals 200 (100 MALES, 100 FEMALES)

1. What type of date do you usually (i) Go on M F (ii) Prefer M F

(a) Theatre and films	39	86	19	40
(b) Football and other games	13	24	6	19
(c) Going for a walk	5	31	16	25
(d) Parking	15	11	18	10
(e) Dances	35	37	15	29
(f) Parties	30	59	29	42
(g) Intercourse	13	3	25	1
(h) To eat	3	10	4	5
(i) To drink	6	6	2	4
(j) For a drive in a fast car	2	3	2	8

2. Would you term the sexual discipline imposed by your parents in your youth as:

	M	F
(a) Normally strict	47	70
(b) Careless	7	2
(c) Lenient	37	21
(d) Inconsistent	7	5
(e) Religiously rigid	2	2

3. a What age did you begin regular dating?

	M	F
(a) 10-13	8	29
(b) 14-16	82	63
(c) 17-18	8	8
(d) Over 18	1	0
(e) Never	1	0

3. b How often do you date?

	M	F
(a) More than twice a week	13	22
(b) About twice a week	25	48
(c) Once a week	39	19
(d) Once a month	9	1
(e) On special occasions	14	8
No answer	0	2

4. What type of date do you prefer?

	M	F
--	---	---

(a) Quiet intellectual conversationalist	21	29
(b) An extrovert personality	40	54
(c) Forward type primarily interested in sex	29	4
(d) An athletic star	2	9
(e) One not interested in sex	1	4
No answer	7	

5. How many consecutive dates are necessary before you are willing to neck?

	M	F
(a) First date	65	12
(b) Two or three	24	42
(c) More than three	8	32
(d) Never	0	7
No answer	3	6

6. Do you believe in drinking?

(i) In mixed company	M	F
(a) At Formal party	65	70
(b) At fraternities	71	73
(c) At private parties	80	75
(d) At Taverns	65	39

(ii) With others of same sex		
(a) In the residence rooms	78	80
(b) At taverns	90	75

(iii) Solely to get drunk		
Yes	21	5
No	11	20
No answer	68	75

ALL PARTS (i, iii, ii)		
Yes	9	4
No	2	5

7. What is your present sexual state?	M	F
(a) Virgin	43	80
(b) Non-virgin	55	19
(c) Married	2	1
No answer	0	0

(To be continued next week)

Survey Pollsters

The following persons interviewed and counted the results of the polls:

Pete Crawford, Keith Stratton, Chris Thurrot, Bruce Hebbert, Bob Damberg, Doug Hazen, Ahmed Kadri, Ted Rowan Legg, Gordon Cleveland, Faith McEwan, Eleanor Heckman, Sharon Stevens, Trish MacLean, Nancy Lawlor.