

MODERN LACE-MAKING.

TABLE SQUARE IN RENAISSANCE LACE.

FIGURE No. 1.—Much confusion exists among amateur lace makers as to the difference between Renaissance and Battenburg lace. The engraving shows a design in Renaissance, the dis-




FIGURE No. 1.—TABLE SQUARE IN RENAISSANCE LACE.

lawn, and measures about one yard in diameter, but may be made larger or smaller according to the size of the table it is to grace. Though most effective, the filling-in stitches are so simple that the design is not at all difficult of development. They are twisted bars and spinning-wheel or d'Angleterre rosettes.

All of these charming designs and the information concerning them were supplied by Sara Hadley, importer and professional lace maker, 923 Broadway, New York.




FIGURE No. 2.—DOILY IN IRISH POINT LACE.

tinguishing feature of which is the filling in or connecting bars. In Renaissance they are invariably twisted as shown. In Battenburg they are wrought in button-hole stitch and usually have tiny picots here and there. This, of course, makes Battenburg the heavier, richer looking lace. Rings and buttons may be used on either, though they are better adapted to Battenburg than Renaissance lace.

Most amateurs are averse to making their lace wrong side out, which is just what the professional lace-maker does, so that all knots, joinings, etc., may be on the side where they belong and not on the right side. Neatness is necessary in the making of lace, and one of the methods of attaining it is to make the lace wrong side out.

DOILY IN IRISH POINT LACE.

FIGURE No. 2. This exquisite doily is made entirely with the needle, no braid being used in its development. It is at present a very expensive lace and difficult to make, requiring special instructions from a competent teacher. It is here given mainly to keep our readers posted on extreme novelties in laces and possibly supply a design to those who are familiar with the method of making Irish point lace.

CENTER-PIECE IN MODERN LACE.

FIGURE No. 3.—A very handsome center-piece is here shown. It is made of Battenburg braid developed in a showy border which encircles a center of fine linen




FIGURE No. 3.—CENTER-PIECE IN MODERN LACE.