



16th CENTURY WINDOW GRATING

CENTRAL FRONT OF SKINBERTON



When the window is closed, it is covered by the canopy of 1 1/2 feet high, supported by four pillars of 1/2 inch diameter, with a lead canopy.

Fig. 5.



PART OF IRONWORK ON SOUTH DOOR OF EATON BRAY CHURCH




Fig. 3.



S. ALBANS ABBEY CHURCH



S. ALBANS ABBEY CHURCH



TOUCH-EXAMINANCE

SPATIUM OF RAILINGS GREAT ORMOND ST. BLOOMSBURY




Fig. 10.

RAILING AROUND TOMBS IN S. GILES CHURCH, BLOOMSBURY

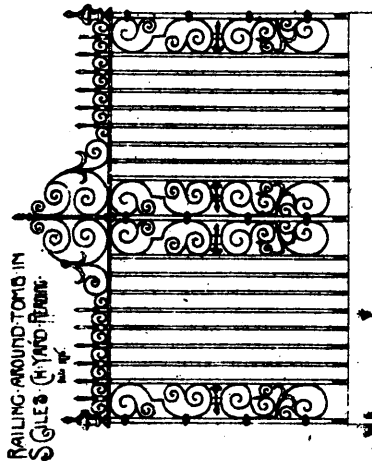


Fig. 8.

GATE IN AREA RAILINGS OF GREAT ORMOND ST. BLOOMSBURY




Fig. 9.

HOOR-GLASS SUPPORT MUSTON CHURCH, BLOOMSBURY




Fig. 4.