

Handy Sizes John Deere Engine Gangs

A CONVENIENT SIZE FOR EVERY JOB


You need not own a big ranch to get all the benefits of engine plowing.

The four and six-bottom John Deere Engine Gangs are adapted for use with small oil or low power steam tractors, and make engine plowing practical and profitable for those who are farming limited areas.

One of these will give you all the advantages the big rancher has in saving money on his plowing bill.

The outfit here illustrated is doing more than four men could do with teams and single bottom plows.

MR. THRESHERMAN—You can double the earning power of your Engine by getting one of our Engine Gangs



Four, Six, Eight, Ten, Twelve or Fourteen Bottoms
Plows assembled in Pairs—One Lever for each Pair—Frame mounted on Wheels

The plows of the gang take care of themselves except when it is necessary to raise and lower in turning. Flies and hot weather do not worry the engine, which will work 24 hours a day without fatigue.

John Deere Engine Gangs have strong bridgelike steel frames, to which the plows are attached in pairs. Each pair is free to move up or down so that the bottoms rise to pass obstructions, then immediately drop and work. Any kind of plowing can be done, as the beams will carry any style of stubble or breaker bottom.

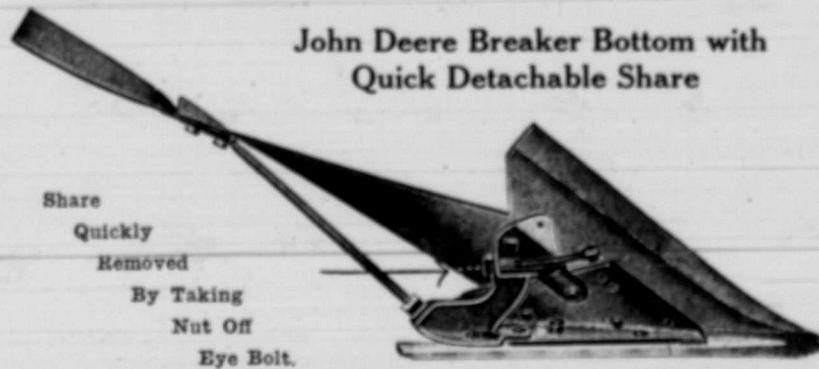
REMEMBER—John Deere Engine Gangs are sold complete, ready to hitch to any style of Tractor

Quick Detachable Shares

A lot of valuable time is lost in changing shares on an ordinary engine plow. Ours are equipped so that they can be changed in one-fifth of the time usually required for other makes.

Each share is removed by taking off one nut, which is easy to get at, instead of the usual four nuts inconveniently located.

**Examine
The Illustration**



John Deere Breaker Bottom with
Quick Detachable Share

On all John Deere Engine Plows

Another advantage is that the one eye bolt holds the share more securely than when bolted to frog in the old way.


Think of saving 80 per cent of time ordinarily required to change shares!

What does this figure out at in one season's plowing?

**Save your Time and
Bank the Money**

Puts Every Kernel Where It Will Grow


In sowing Seed, as in human affairs, "there's many a slip between the cup and the lip," but there is nothing of the "hit and miss" in a field sown with a



VAN BRUNT

LIGHT DRAFT DISC DRILL

With the NEW MODEL BOOT DISCHARGE (by which the act of seeding is done with the boot and discharged WITHIN instead of outside the circle of the disc) not a single kernel can fail to be planted at the exact and proper depth for germination. There is not a seed left on top of the soil, or so near the surface that wind or shower can expose it.



Made in 12, 14, 16, 18, 22 and 24 Single, Double, Disc and Shoe Interchangeable

Wherever a Horse or Engine can Travel, the VAN BRUNT NEW MODEL

is guaranteed to perform faultless work. The first success in history in a Single Disc with closed delivery was made by Van Brunt in 1900. The "New Model" is as great a step in advance of that great original as the latter was ahead of anything else of its time, and is still the model from which all copies have been made.

THE "VAN BRUNT NEW MODEL" IS STRONGER AND LIGHTER BY 300 TO 400 POUNDS THAN ITS IMITATORS

JOHN DEERE PLOW COMPANY, LTD.

Winnipeg

Regina

Calgary

Saskatoon

Edmonton

Lethbridge