

business or one old suit of clothes and a shack, whether our dust lies under a granite obelisk or in a pauper's lot? But what will matter infinitely will be whether all lived for the Kingdom of God or not.

Pianos
The One Piano
that you will always be proud to own is the
Heintzman & Co.
made by "Ye Olde Firm."
It is the accepted ideal of tonal beauty and perfect construction—the standard by which all other pianos are measured.
Prices Moderate.
Terms Easy
WRITE FOR CATALOGUE.
McLean
THE WEST'S GREATEST MUSIC HOUSE
The Home of the Heintzman & Co. Piano and the Victrola
Dept. G.
225 Portage Ave. - WINNIPEG

Repairing of Watches and Jewelry

is a specialty with us. Mail orders promptly attended to. Reasonable prices are fully guaranteed.

JACKSON BROS.

Retail Manufacturing Jewelers
Watchmakers, Opticians, Engravers
9962 JASPER AVENUE
Phone 1747 Edmonton, Alberta
Marriage Licenses Issued

SO EASY! CORNS LIFT RIGHT OUT

Doesn't hurt at all and costs only a few cents.

Magic! Just drop a little Freezone on that touchy corn, instantly it stops aching, then you lift the corn off with the fingers. Truly! No humbug!



Try Freezone! Your druggist sells a tiny bottle for a few cents, sufficient to rid your feet of every hard corn, soft corn, or corn between the toes, and calluses, without one particle of pain, soreness or irritation. Freezone is the discovery of a noted Cincinnati genius.

FIBRE LEGS ARMS
4-POUND FIBRE LEGS—ON EASY TERMS.
Orthopedic Braces for All Deformities. Send for Book.
Mr. Ray Trautman, 649 Deane Bldg., Minneapolis, Minn.

Simple Centre Edges

Charming Centrepiece and Doilies may be made by using only two stitches, treble and chain

By Ethelyn J. Morris

THERE are numerous filet crochet edges which are made by working the first row into the edge of the linen and then continuing around and around, widening if necessary for a circular centrepiece or doily, but there are few filet edges which can be made in the hand separate from the linen which will fall into a curve and fit around a circle.

The two edgings shown here are of the latter class and are extremely simple and easy to make. If No. 30 crochet cotton and a No. 10 hook are used, the lace will be heavy enough for a rather stout linen or Indian head cotton, and the wider pattern will fit around a centrepiece from 16 to 18 inches in diameter, while the narrow one fits a small doily, six or seven inches wide.


For the narrow pattern:—
Chain 18, t in 8th stitch from hook, (ch 2, miss 1, t in next) 3 times, ch 2, miss 2, t in next 2 sts.
*Chain 3, turn, t in t, ch 2, t in next t, 6 t under next chain, ch 2, t in t after next space.

Chain 5, turn, t in t, (ch 2, miss 1, t in next t) 3 times, ch 2, t in t and end chain.


Repeat from *
When enough of the edging has been made so that it falls into a perfectly flat ring when laid on the table, and the ends are joined as neatly as possible, and this is best done with a sewing needle threaded to the end of the crochet cotton.

Draw a circle on the linen for the centre the exact size of the inside of the ring of lace with one-eighth inch allowed all around for turning. Turn the edge and crochet around the linen with double crochet, using the same crochet cotton, then sew on the lace.

A very easy and accurate way of drawing a circle when one has no large compass is to use a strip of cardboard a little longer than the radius of the circle to be drawn, and measure on the strip the length of the radius. At one end make a small hole for the point of the pencil to go through and place a pin at the other end of the radius letting the pin fasten the cardboard at the centre of the circle and form a pivot around which the strip revolves as the circle is drawn. The



1.—An 18-in. Centre, using wider edge, with 7-in. Smaller Centre.



3.—Edge for Large Centre.

For the wider pattern:—
Chain 24, treble (t) in 8th stitch (st) from hook, (ch 2, miss 2, t in next st) 5 times, t in next st, making 6 spaces and 2 stitches together at the end.


*Chain 3, turn t in t, (ch 2, t in t) twice, 6 t in next space, ch 2, t in t after next space.

Chain 5, turn, t in t, (ch 2, miss 1, t in next t) 3 times, (ch 2, t in t) twice, t in end chain.

Chain 3, turn, t in t, (ch 2, t in t) twice, (2 t in space, t in t) twice, (ch 2, t in t, ch 2, t in middle st of 5 chain.

*Chain 5, turn, t in t, ch 2, t in t, (ch 2, miss 2, t in t) twice, (ch 2, t in t) twice, t in end chain.

Repeat from *



2.—Edge for Smaller Doily.

linen should be fastened securely on a flat surface before the circle is drawn.



The New Intricate Fancywork—Airplane Parts.

Full
o'
Flavor

Gold Standard
TEA

Gold Standard
INDIAN
CEYLON
TEA

35

The Codville Co. Ltd., Winnipeg.

Canada Food Board License Nos. 1

6-436, 3-900, 2-079, 2-080, 2-081, 7-418

Food Will Win the War

Serve your country and yourself by raising FOOD on the fertile plains of Western Canada. The Canadian Pacific Railway makes it easy for you to begin. Lands \$11 to \$30 an acre; irrigated land up to \$50; 20 years to pay. Loan to assist settlers on irrigated lands. Get full particulars and free illustrated literature from

ALLAN CAMERON, Gen'l Supt. C.P.R. Lands

908 1st St. East, CALGARY

WHEN USING
**WILSON'S
FLY PADS**
READ DIRECTIONS
CAREFULLY AND
FOLLOW THEM
EXACTLY

Far more effective than Sticky Fly Catchers. Clean to handle. Sold by Druggists and Grocers everywhere.