

# John Deere Spreader

With the Beater on the Axle

No Clutches

No Adjustments

No Chains



**The Low Down Spreader with the Big Drive Wheels**

Repeated trials extending over a number of years have demonstrated the fact that a Manure Spreader used on forty acres of land will more than pay the cost of the machine in one season by increasing the crop, to say nothing of the great saving in labor.

**ROLLER BEARINGS,** together with the simplicity of the machine itself, make the John Deere Spreader light draft. There are many more reasons that have helped to make the demand for John Deere Spreaders greater than all these interested in the spreader business thought possible. These features are fully discussed in our spreader book. You can get it free.

**FEW PARTS.** Clutches, chains and adjustments—in fact, some two hundred parts in all—are entirely done away with. To throw the machine into operation, move the lever at the driver's right back until the finger engages a large stop at the rear of the machine.

**ONLY HIP-HIGH,** easy to load. The top of the box is only as high as your hips. Each forkful of manure is placed just where it is needed. You can always see into the spreader.

**WHAT YOU WANT**

Here's your chance to get exactly what you want in a manure spreader. One that is easy to load, light for your horses, free from constant repairing, and one that will last as long as you think it ought to.

**WHAT YOU GET**

With a John Deere Spreader you get a low-down spreader in which the advantage of big drive wheels is not sacrificed for the low-down feature.

You get a spreader that is easy for your horses because it has these big drive wheels, together with roller bearings, few parts, the centre of the load comparatively near the horses and evenly distributed over all four wheels.

There are no clutches to get out of order, no chains to give trouble, no adjustments necessary.


Built with a steel frame, securely braced, like modern railway bridges—strong and durable.

**WHY YOU GET THESE THINGS**

Mounting the beater on the axle makes all these things possible in the John Deere Spreader.

It does away with some two hundred trouble-giving parts. It makes the spreader low-down. It permits the use of big drive wheels. It does away with clutches, chains and adjustments.

It puts all the strain and stress of spreading on the rear axle, where it belongs, not on the sides and frame of the spreader.



The Beater on the Axle

It does a lot of other good things, too. They are fully illustrated and described in our new spreader book.

**POSITIVE APRON DRIVE.**


By the use of a very simple locking device on the inside of the ratchet feed, the apron is positively locked against rilling when spreading up-hill or over exceedingly rough ground. The result is that when spreading with the John Deere Spreader, the manure is always spread evenly. A ratchet feed that is entirely new to manure spreaders is put on the John Deere. It is driven from one end of the beater by a large eccentric that gives the two ratchet arms forward and backward movement.

**BEATER and all its driving parts are mounted on the rear axle.**

Power to drive it is taken from the rear axle through simple gears like those that have been used on horse-powers for many years. This construction is patented. You cannot get it on any other spreader.

**THIS VALUABLE BOOK FREE**


Our new book, "Farm Manures and Fertilizers," was written to give our customers plain facts about how to raise more crops on the same land; what kind of fertilizer to use, when and how to apply it; and how to get the best results. With this book we will send you an illustrated folder telling all about the John Deere Spreader.



Only as high as your hips

## John Deere Plow Co., Ltd.

Winnipeg Regina Saskatoon Calgary  
Lethbridge Edmonton



Low Down. Easy to Load