


MASSEY'S ILLUSTRATED—ADVERTISEMENTS.

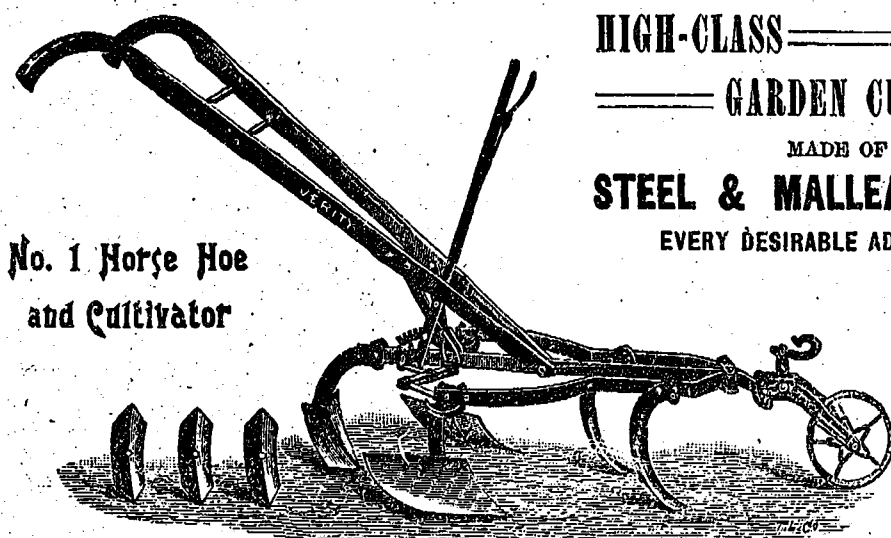
TY PLOW CO., LTD., BRANTFORD, CAN.

MASSEY-HARRIS CO., Ltd., Sole Selling Agents.

Moulding Plows. Riding Plows. Garden Cultivators.



AMERICAN SOFT-CENTRE STEEL MOULDBOARDS.

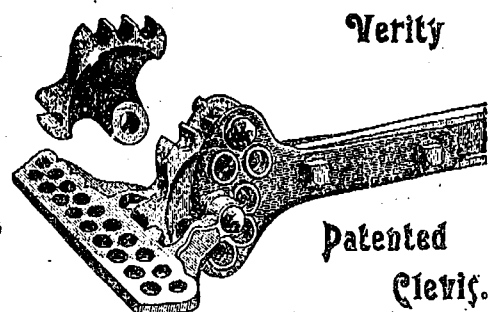


No. 1 Horse Hoe
and Cultivator

HIGH-CLASS
GARDEN CULTIVATORS
MADE OF
STEEL & MALLEABLE IRON.
EVERY DESIRABLE ADJUSTMENT.


ALL THE
LATEST
ATTACHMENTS.

LOOK AT THIS.



Used on all Verity Plows.

NEW PORTABLE SAW MILL



This Mill is designed to meet the wants of those requiring a Mill adapted to a wide range of work, using either light or heavy power. It is simpler and has fewer parts than other mills. It is easier to set up and keep in order—in fact it can be set up in a few hours. Is a Perfect Portable Saw Mill in practice as well as in name. The Frame will take saws up to fifty-six inches diameter. There are three heavy boxes for the Saw Mandril, one box on each side of Main Drive Pulley. All shafts are steel and larger in diameter than are generally found in other mills. Pulleys are large, with wide faces, so as to ensure no

slipping of belts. The Lever for controlling the Friction Feed and Giging Back are one, by simply throwing the Lever back or forwards. it throws the Giging Back in or out of gear.

The track ways are made of well-seasoned lumber, coupled together with cast iron couplings so as to bring the track in perfect line when brought together.

We recommend for Threshing Engines a 50-inch saw and that it should run 400 revolutions per minute, and pulleys will be made for all our mills to give this speed.

SAWYER & MASSEY CO. Ltd., Hamilton, Ont.