
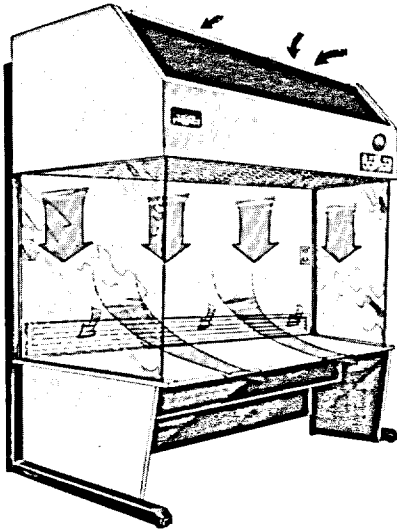
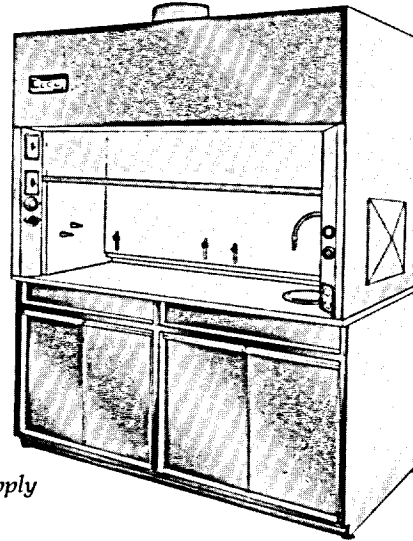



*Vertical Laminar Flow Work Station - all modular construction with partial recirculation option*



*Horizontal Laminar Flow Work Station - available with many accessories*



*Fume Hood - Standard Type (we also supply Balanced Air and Air Injection models, together with many optional accessories)*



*Our Design and Engineering Group can co-ordinate your custom requirements in an economical, professional and efficient manner.*