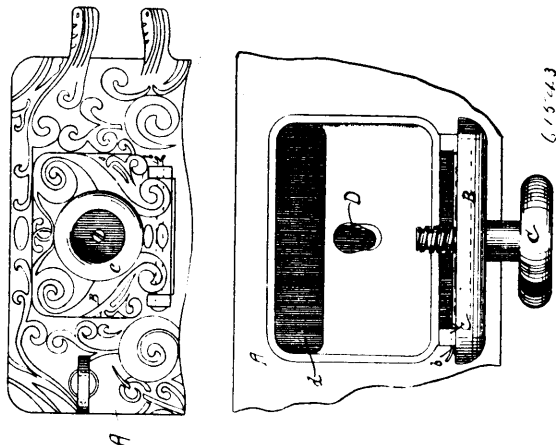


lengthwise upon itself to form substantially laminated members and clamped upon said end, and a handle integrally formed with and extending from one or both ends of one of said members, substantially as described. 2nd. The combination of a compressible tube having means for closing one of its ends and having its other end flattened or compressed together, and a combined key and hermetical closure consisting of a metallic plate bent lengthwise upon itself and clamped upon, and having its members in laminated arrangement with said compressed end of the tube, the edge of said compressed end being uniformly in substantial contact with the inside of said closure at the bend therein, and a handle integral with and projecting from one or both ends of one of said members, substantially as described.

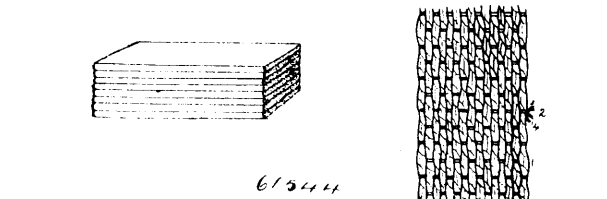
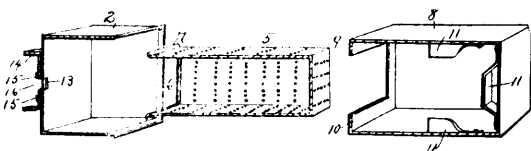
No. 61,543. Stove Damper. (Registre de poêles.)



William J. Keep and William V. Robinson, both of Detroit, Michigan, U.S.A., 2nd November, 1898; 6 years. (Filed 6th October, 1898.)

Claim.—1st. In combination with a casing having an opening, a damper hinged thereto having a regulating device engaging an edge of the opening and means for lifting the regulating device bodily from engagement with the opening whereby to permit the damper to be readily closed or opened to its fullest extent, substantially as described. 2nd. In combination with a casing having an opening, a damper hinged thereto having a screw or similar device, engaging an edge of said opening to open and close the damper, and a lug on said casing adapted to limit the outward movement of the damper to prevent the screw from being turned out of engagement with the edge of said opening, substantially as described. 3rd. In combination with a casing having an elongated opening, a damper hinged to said casing and vertically movable relative thereto, and a screw or similar device carried by said damper and adapted to engage an edge of said opening, substantially as described. 4th. In combination with a casing having an elongated opening, a damper hinged to said casing and vertically movable relative thereto, a screw carried by said damper adapted to engage one edge of said opening, and a lug on the casing adapted to engage the bottom of the damper in the outward movement thereof, substantially as described.

No. 61,544. Lamp Wick. (Mèche de lampes.)

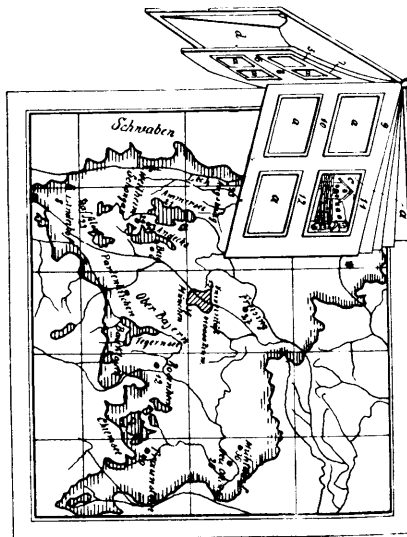


Charles Lancaster Marshall, Newark, New Jersey, U.S.A., 2nd November, 1898; 6 years. (Filed 8th March, 1898.)

Claim.—1st. A wick for lamps having fibres partially carbonized and devoid of oleaginous substances. 2nd. The method of treating wicks, which consists in driving off by the application of heat and

permanently separating the oleaginous or gummy substances from said wicks. 3rd. The method of treating wicks which consists in raising said wicks to a temperature sufficient to partially carbonize their fibres in a chamber substantially free from oxygen. 4th. The method of treating wicks which consists in raising them to a temperature adapted to vaporize oleaginous and gummy matters in a receptacle having an escape vent, and then raising said wicks to a partially carbonizing temperature. 5th. The method of treating lamp wicks which consists in packing them close in a receptacle, shutting off access of oxygen and raising them to a partially carbonizing temperature. 6th. The method of treating wicks which consists in packing them closely in a receptacle, driving off the vapor through an escape vent by heat, and subjecting them to a partially carbonizing temperature.

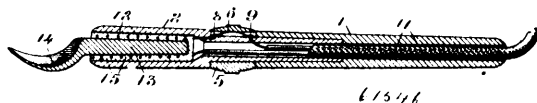
No. 61,545. Means for Teaching Geography and History. (Moyen d'enseigner la géographie et l'histoire.)



Rudolph Mayer, 125-7 Nymphenburger Strasse, Munich, Bavaria, German Empire, 2nd November, 1898; 6 years. (Filed 19th April 1898.)

Claim.—1st. Means for teaching geography, history and the details appertaining thereto, consisting of a map and a series of detached pictures representing various places on the said map, and means for attaching said picture in position on said map or in an album to accompany said map the position of the places on the map being provided with numbers and the positions in the album having corresponding numbers, substantially as described. 2nd. In the device covered by claim 1, the employment of postcards with views thereon instead of the pictures substantially as described. 3rd. In the devices covered by claims 1 and 2 the attachment of the cards or pictures by means of, *a*, slipping the corners under corresponding slits in the page, *b*, laps or claws out from the page and overlapping the sides of the pictures or cards, *c* slipping the corners of the cards under diagonally formed slits in the page or background, *d* miniature hands or the like affixed to the page or background and overlapping the picture or card, *e* cross strips or bands passing over the cards, *f* pockets or frames formed in the page or background, substantially as described and shown and for the purpose specified.

No. 61,546. Dental Spatula. (Spatule dentaire.)



Alanson Harris Putnam, Toronto, Ontario, Canada, 2nd November 1898; 6 years. (Filed 14th February, 1898.)

Claim.—1st. In an electrically heated spatula, a case having the portion which incloses the heating coil and stem of the spatula perforated, substantially as shown and described. 2nd. In an electrically heated spatula, the combination of the heating coil embedded in asbestos and encircling the stem of the spatula, with the case, said case having the portion which incloses the same perforated on the periphery, and the remaining portion of the case inclosing the conductors, substantially as shown and for the purpose hereinbefore set forth. 3rd. In an electrically heated spatula, the combination