

# The IMPROVED DIXIE Hand-Feed Shingle Machine

(Patented in United States  
and Canada.)

WITH....


**ROLLER-BEARING  
CARRIAGE**

**AUTOMATIC TILT**

AND....

**QUICK-DROP TILT**


Saw Mandrel is 2 7 16 and runs  
in two Self-Oiling, Self-Adjusting  
Boxes which line themselves in every  
direction and insure Cool Journals.  
The step runs in a bath of oil.



## The Improved Dixie Carriage


is made of Steel Castings and Bicycle Tubing, with Tool Steel Dogs. It is mounted on 8 large Case-Hardened Rollers running on 1 1/2-inch square finished Tracks.

These Rollers take care of all downward pressure and side thrust due to cut of Saw, making a perfect Carriage that runs without any friction. Carriage adjusts for different lengths by removal of Two Screws only.



## The Tilt Works

are contained in one Iron Frame levelled by 4 Screws. The Table is tilted automatically by a Pawl on Carriage. A Roller Bearing between Carriage and Table is provided. Without lifting hand from Carriage, Pawl is lifted or dropped, cutting Butts or Tips continuously at each end of Block. A Single Screw changes thickness of Shingle.



## The Quick Drop Tilt--

To quickly remove imperfections in block, the entire Tilt can be dropped one or two inches by Lever, and bad portion removed at a single cut.

Every adjustment is made by a single Screw or a single Lever within easy reach of operation.


No. 1 36" Saw cuts 16"; No. 2 38" Saw cuts 18"; No. 3 40" Saw cuts 20"; No. 4 42" Saw, and No. 5 44" Saw each cut 24" Shingles. Every detail on these machines is perfect, and

**WE GUARANTEE THAT THEY WILL PRODUCE MORE MERCHANTABLE  
SHINGLES THAN ANY OTHER HAND-FEED MACHINE**

**Send for Circulars and Prices**

**WATEROUS**

**Brantford - - Canada**



THE QUICK DROP TILT.