

"Home of the Hat Beautiful."

## A Charming Hat for only \$5.00

This is a special offering to readers of this paper by one of the largest wholesale and retail Millinery Stores on the Continent, known all over Canada for the past quarter of a century.

The cut is an exact reproduction of one of the prettiest hats received from Paris this season. The body is of the finest imported felt, soft and glossy, wired into a most becoming shape, with the new dash at side. The cabbage rosette is most artistically made of two-tone satin liberty ribbon, of which material strappings at the back are formed. Proceeding from the rosette is a lovely mount of genuine French coque; a large nob pin completes this chic design. Nothing but the highest grade materials are used, and nowhere can such a hat be produced for less than \$8.50 to \$10.00.

Upon receipt of P.O.O. or Money Order, we shall send this hat in any shade or black. If you do not declare it to be the most wonderful value you've ever seen, return it at our expense and the amount paid will be returned by next mail. We shall only sell one hat in each town, so that the wearer will have an exclusive model.

Address—

Mail Order Dept.

McKENDRY'S, LIMITED,

226 and 228 Yonge St., Toronto.

Any lady wishing half a dozen hats sent on approval may have them without deposit by giving us a reference from any business man in their town.

Write for new Fall Catalogue of Hats for Women and Children NOW.



## FREE \$200.00 IN CASH

### And Handsome Premiums Given Away

In view of the tremendous interest which has recently been created in England and the United States through the issuing of Limerick Competitions, we have decided to give away the sum of \$200.00 in cash and many valuable premiums to persons who can supply the best last line to the unfinished verse that is written below. This money and the premiums are given for the purpose of advertising our Red Cross Pills.

In order that everyone may have an equal opportunity to earn the cash prizes we give below an example of Limerick verse:

There was a sick young man named Dent,  
Whose money was nearly all spent;  
Oh, Doctor come quick,  
For I am so sick,  
But the doctor, to him, our pills sent.

N.B.—Please note that the last line should rhyme with the first two lines.

Below will be found the Limerick WITH A MISSING LINE, which line we expect our competitors to supply:

There was a young girl who took chills,  
She was told to use Red Cross Pills;  
Said the Druggist who knew her:  
"I know they are pure

Fill in the line above. As a last WORD for the missing line, we would suggest the use of any one of the following words, 'ILLS,' 'BILLS,' 'PILLS,' 'THRILLS,' 'WILLS,' 'MILLS,' 'KILLS.' These all rhyme with the endings of the first two lines in the verse.

### CONDITIONS

To the person who supplies the best and most appropriate last line, we will give the sum of \$50.00 in cash; to the second best we will give \$40.00 in cash; to the third best, we will give \$30.00 in cash; to the fourth best, we will give \$20.00 in cash; to the fifth best, we will give \$15.00 in cash; and to the sixth best, we will give \$10.00 in cash; to the persons who supply the next best seven answers, we will give seven prizes of \$5.00 each. We will also give watches, bracelets, rings, pins, etc., in order of merit.

There is another simple condition attached to this contest about which we will write you as soon as we have received your answer to the above. THIS CONDITION DOES NOT INVOLVE THE SPENDING OF ANY OF YOUR MONEY.

The judging of the Limericks will be in the hands of a committee of three gentlemen of undoubted integrity who have no connection with this office. No employee of ours nor any of their relations will be allowed to compete, and the committee's judgment must be accepted as final.

I agree to abide by the decision of the committee of three appointed by the Sawyer Medicine Co., and enter this competition on that distinct understanding.

SIGNATURE.....

ADDRESS.....

State whether we are to address you as Mr. Mrs. or Miss.....

Please write very plainly. Cut out this advt. and send it to us after filling in the blank line. The filling in of the missing line may take a little thought and time, but it is time and energy well spent. We guarantee that if you send in ANY KIND of an answer you will receive one of the above prizes, provided you comply with the simple condition about which we will write you. DO NOT SEND ANY MONEY.

THE SAWYER MEDICINE CO., DEPT. "H," MONTREAL

## Work for Busy Fingers.

### Dolly with Wheel Border.

For a wheel cut off 10 points of braid (serpentine) or as long a strip as will join neatly, leaving 8 points for the outer and the same for the inner row. To fill the center, fasten the thread in a point, \* chain 1, a double in next point, repeat from \* 6 times, chain 1, fasten in 1st point.

For the outside:  
1. Fasten in a point, \* (chain 8, fasten in same point) twice, chain 8, fasten in next point; repeat from \* 7 times, fastening last 8 chain in 1st point.

2. Chain 4, fasten in top of 1st 8 chain, \* chain 6, fasten in center of next chain loop, repeat around, fastening last 6 chain where 1st started.

3. Chain 3, fasten in top of 1st chain loop, \* chain 7, fasten in next, repeat around, joining last chain where 1st begins.

4. Like 3d row.

This completes a wheel. For a dolly they may be joined together when working 4th row by \* chain 3, catch in center of 7 chain of previous wheel, chain 3, fasten in next 7 chain of wheel on which you are working, repeat from \* once, then complete the

knit 3) twice, purl 1, knit 9, purl 1, repeat from \*, knit 1, over twice, purl 2 together, drop last loop. This is done in every even row, so need not be again mentioned.

3. Over twice, purl 2 together, knit 2, \* (narrow, over twice, narrow, knit 17) twice, narrow, over twice, narrow, loop on 2 stitches.

4. Knit 4, (purl 1, knit 4, over, narrow, knit 14) twice, purl 1, knit 3, over twice, purl 2 together.

5. Over twice, purl 2 together, knit 4; finish like 3d row from \*.

6. Knit 4, (purl 1, knit 7, over, narrow, knit 11) twice, purl 1, knit 5, over twice, purl 2 together.

7. Over twice, purl 2 together, knit 6; like 3d row from \*.


8. Knit 4, (purl 1, knit 10, over, narrow, knit 8) twice, purl 1, knit 7, over twice, purl 2 together.

9. Over twice, purl 2 together, knit 8; like 3d row from \*.

10. Knit 4, (purl 1, knit 13, over, narrow, knit 5) twice, purl 1, knit 9, over twice, purl 2 together.

11. Over twice, purl 2 together, knit 10; like 3d row from \*.

12. Knit 4, (purl 1, knit 20) twice, purl 1, knit 11, over twice, purl 2



DOILY WITH WHEEL BORDER.

wheel. Join to form a circle as large as the dolly is wanted, cut and hem a circle of linen for the center should fasten the border to it neatly.

The wheels may be used for a variety of purposes, and are quickly and easily made.

### Leaf Point Lace.

Cast on 47 stitches, knit once across plain.

1. Over twice, purl 2 together, \* narrow, over twice, narrow, knit 5, (slip 1, knit 3 together, bind the slipped stitch over, over 3 times) 3 times, repeat from \* narrow, over twice, knit 1, loop on 2 stitches.

2. Knit 4, purl 1, \* knit 2, (purl 1,

13. Over twice, purl 2 together, knit 12, narrow, over twice, narrow, \* (over 3 times, slip 1, knit 3 together draw slipped stitch over) 3 times, knit 5, narrow, over twice, narrow; repeat from \*.

14. Bind off 3 stitches, thus: Slip 1, knit 1, bind, purl 1, bind, knit 1, bind, then knit 7, purl 1, (knit 3, purl 1) 3 times, knit 8, purl 1, (knit 3, purl 1) 3 times, knit 13, over twice, purl 2 together.

15. Over twice, purl 2 together, knit 10, \* (narrow, over twice, narrow, knit 17) twice, narrow, over twice, knit 1.

16. Like 14th row to \*; knit 11, narrow, over, knit 6, purl 1, knit 13, narrow, over, knit 5, purl 1, knit 11, over twice, purl 2 together.

17. Over twice, purl 2 together, knit 8; like 15th row from \*.

18. Like 14th to \*; knit 8, narrow, over, knit 9, purl 1, knit 10, narrow, over, knit 8, purl 1, knit 9, over twice, purl 2 together.

19. Over twice, purl 2 together, knit 6; like 15th row from \*.

20. Like 14th to \*; knit 5, narrow, over, knit 12, purl 1, knit 7, narrow, over, knit 11, purl 1, knit 7, over twice, purl 2 together.

21. Over twice, purl 2 together, knit 4; like 15th row from \*.

22. Like 14th to \*; knit 2, narrow, over, knit 15, purl 1, knit 4, narrow, over, knit 14, purl 1, knit 5, over twice, purl 2 together.

23. Over twice, purl 2 together, knit 2; like 15th row from \*.

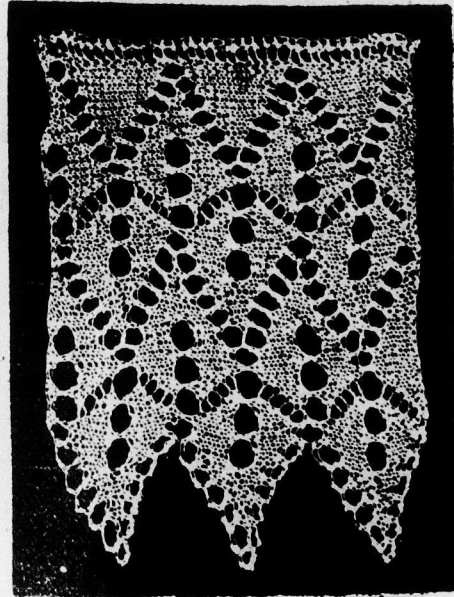
24. Like 14th to \*; knit 19, purl 1, knit 20, purl 1, knit 3, over twice, purl 2 together.

Repeat from 1st row. This is a very odd and pretty lace for trimming aprons, skirts, etc., and may be made wider or narrower, as desired, by knitting the repeated directions as greater or less number of times.

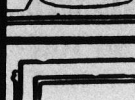
### Vashti Lace.

Make a chain of 42 stitches, turn.

1. Miss 3, 9 trebles in 9 stitches,



LEAF POINT LACE.



"Black" quickly shines by night.

No hard ready for.

And no matter.

To keep and clean at least.

"Black" Stove.

"Black" Stove.

Pills are designed to relieve and cure all kinds of ailments.

ACNE.

Price \$1.50.

FOR L.

Employ the best.

tion, Frisco.

postpaid, \$1.

Hair, Skin, sample of V.

free. We have fifteen years.

yearly.

HISCO.

FORMERLY C.

Q1 COLLEGE.

Preparation.

Get cured of and wet make Try Vita-Ore advertisement.

LOROS.

be made from proves its three ounce THE LORO.